




Peter




John




Philip



Bartholomew




James the Lesser



Andrew



Jude Thaddeus



Simon the Zealot




Matthew



Judas Iscariot



Thomas





James the Greater

1

The **12** Apostles

by _____

--	--	--




--	--	--	--



Directions for Use

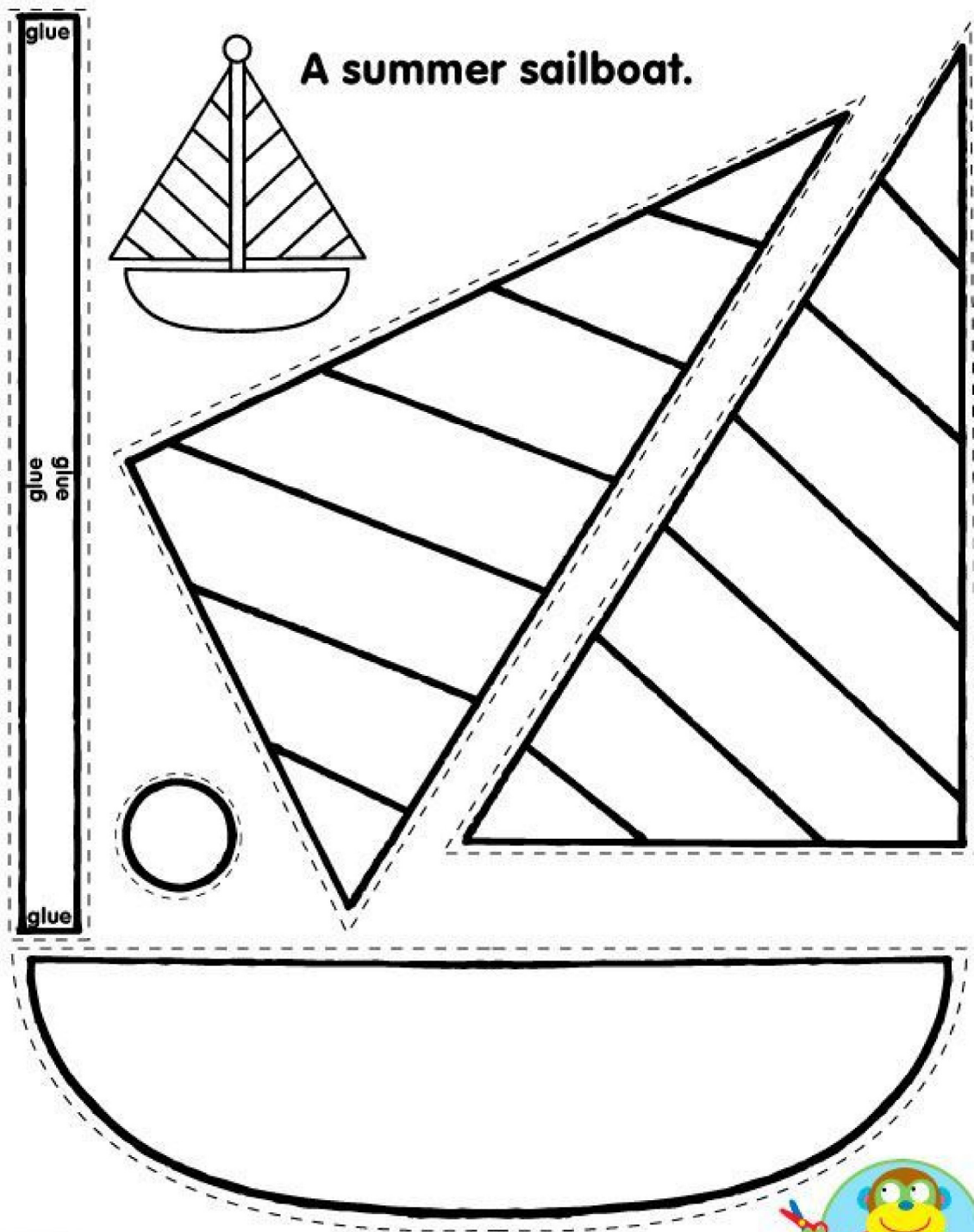
1. Print out the following 4 pages.
2. The parts of the accordion book are numbered so that you can put them in order from left to right.
3. Put the tabs on the backside and then tape together.
4. Fold back and forth (like a fan or accordion) until the 12 small rectangles are folded inside the cover.
5. Color and cut apart the Apostles.
6. Glue one on each page of the book.
7. Fold the book up like an accordion.



For younger students: Pre assemble the books and just have them focus on coloring, cutting and gluing the Apostles into the book.

For older students: After they assemble the books, have them list facts about the Apostles on the backside of the book including their job prior to following Jesus, what they did after the death of Jesus, what we know about them from the Bible, etc.





alextoys.com

Color, cut out and glue this boat together for summer fun!

